

# Learning Together

**At home, at school @ your library**

**In English / Somali**

Waxbarasho wadajir ah  
Guriga, Maktabadda, Dugsiga



**SURREY LIBRARIES**  
*discover·connect·inspire*



## You, Your Child and Your Library

Children's learning starts at home and you are your child's first and best teacher. Reading together is the most important gift that you can give your young child. We hope that you will introduce them to the magic and wonder of books as early as possible.



In this workbook, you will find many activities to do with your child. We encourage you to read lots of good books together. Books can be borrowed free of charge from your neighbourhood branch of the Surrey Public Library.

No child is too young to have a library card of their very own. There is no minimum age and no charge. A library card is a key that unlocks the world of information and imagination.

Happy reading and learning!

*We would like to acknowledge and thank the Hamilton Public Library for much of the content found in this workbook.*

## Adiga, Caruutada iyo Maktabaddaada

Waxbarashada caruurtu waxay ka bilaabataa guriga, waxaadna tahay caruurtaada macalinkooda ugu horeeya iyo kan ugu fiican. Wax wada akhrisku waa hadiyada ugu qiimaha badan ee aad siisi caruurtaada. Waxaan rajeyneynaa in aad bari doontid qiimaha buugaagta sida uga macquulsan.



Buugan shaqada, waxaad ka heleysaa hawlo aad la suubin karto caruurtada iyo buugag baclan oo aad wada akhrisan kartaan. Buugagtan waxaad ke soo amaahan kartaa Maktabadaha deriskaaga ku yaala. Ma jiro caruurtada aan qaadan karin Kaarka Maktabadda, da'da kharash kuma xirna in aad kaarka Maktabadda u soo qaado ilmahaaga. Kaarka Maktabaddu wuxuu kuu furaa aqoonto iyo waxyaalaha kaa dahsoon ee Aduunka.

Akhris faraxad leh iyo waxbarasho.

# Table of Contents / Tusmada

How to Use this Workbook  
Sida loo isticmaalo buugan

Library Basics  
Maktabadda asaasiga

It's my First Day of School. What do I do?  
Waa Maalintii iigu horeysay Dugsiga. Maxaan suubiyaa

Kindergarten Language Expectation Activity  
Dugsiga bilawga, afka laga filaayo

Kindergarten Mathematics Expectation Activity  
Dugsiga bilawga, xaga xiasaabaha

## How to use this workbook

- There are activities in this workbook to complete with your child.
- You may need scissors, glue, tape and crayons.
- Work on one activity at a time.
- Read a few books related to the topic at the end of each activity. Visit your local library to borrow them. You can ask library staff for help in choosing books your child will enjoy.

## Library Basics

### Library Card

Library cards are free to anyone living in Surrey. Children 12 years of age and under require the signature of a parent or guardian to get a library card. Adults require two pieces of identification, showing their name and current address.

### Lost Cards

Your library card is like a credit card. You are responsible for any item borrowed on your card. Report a lost card to your nearest branch immediately.

### Returns

Materials may be returned to any branch of the Surrey Public Library. Always check your receipt to ensure accurate due dates. Most materials can be borrowed for 21 days but there are some popular materials that have a shorter due date.



## Sida buugan loo isticmaalo

Buugan waxaa ku jiro shan waxyaalood oo aad la samaynaysid ilmahaaga. Waxaad u baahan kartaa maqas, koolo, iyo qalimanta wax lagu sawiro. Marba hal shaqo samee. Markii aad hal shaqo dhammeysid akhriso laba buug oo ka mid taxanaha buugagta. Booqo Maktabadaha kuu dhaw ama baabuurta buugta sidida ka amaaho.

## Maktabad asaasiga ah

### **Kaarka Maktabadda**

Kaarka Maktabaddu waa lacag la'aan qof kastoo ku nool Surrey. Caruurta 12 iyo ka yar, waxay u baahan yihiin in uu waalidkood u saxiixo. Qofka qaar gaarka ah waxaa looga baahan yahay, labo aqoonsi oo caddeynaay magacooda cinwaankooda.

### **Kaarka dhuma**

Kaarkaga maktabaddu wuxuu la mid yahay karaka amaahda (credit), adigaa ka mas'uula wixii lagu qaato kaarkaada. Hadii karaka kaa dhuma soo sheeg Laanta Maktabadda ee kuu dhaw si dhaqsi ah.

### **Soo Celinta**

Alaabta aad qaadatid waxaa lagu soo celin karaa Laanta kasta ee ka tirsan Maktabadda Surrey. Mar walba iska hubi warqada waqtiga la soo celinaayo. Badanaa waqtigu waa 21 malmood, laakiin waxaa jira qalabdadweynuhu u baahan yihiin sida joornaalada iyo fiidiyowga waqti gaaban ayaa lagu soo celiyaa.



# It's my first day of School! What should I do?

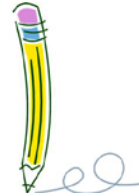
Parents should read and explain this page to their child

## Before school starts

Parents or caregivers will need to go to your local school as soon as possible in the New Year to register your child for Kindergarten.

## First day of school

- Be on the playground area 10 minutes before the bell rings. You don't want to be late on your first day of school. Remember to take a healthy snack for snack time with your new friends. If you will be staying all day, remember to bring a lunch.
- Wait for the bell to ring.
- Once the bell rings, line –up at the Kindergarten door with the other children and wait for your teacher to come and get you. Line-up one child behind the other.
- The teacher will come for you and you will enter the school.
- Wave to your parents and tell them you will see them at the end of your school day.
- When inside the school, always remember to use your quiet voice. There will be lots of other children in your new school, you do not want to be loud.
- As you walk down the hall to your class, keep your hands to yourself, always look at the front of the line. Do not run or play in line. It is always a good idea to look at your teacher.
- Once in your classroom, you will hang up anything you brought with you (coat, jacket, school bag, etc.)
- The teacher will likely ask you to go and sit on the carpet area. You will listen as your teacher reads you a story or tells you what you will be doing. Your school day is full of lots of fun, playtime with your new friends, storytime and so much more.
- When your school day is over, you will get ready to go home. Make sure you have helped the teacher clean up and all the toys are put away. You will be able to play with them again the next time you are at school. Get all your things together that you will be taking home.
- Now it is time to go home. Your parents will be waiting for you outside.



MY FIRST DAY OF SCHOOL WAS SO MUCH FUN!



# Maalinta Dugsi iigu Horeysa. Maxaan suubiyaa?

Waalidiintu waa inay u akhriyaan una sharaxaan bogaan caruurta.

## Intii aanu Dugsigu bilaaban

Waalidku waa in uu wacaa dugsiga bilawga sanadka cusub sida ugu dhaqsida badan si loo diiwaan geliyo caruurta.

## Maalinta kowad ee dugsiga

- Waa in aad joogto gegida dugsiga 10 daqiiqo ka hor intaan ganbaleelku rabsid in aad daahdo maalinta dugsiga kuugu horeysa. Xasuuso in aad cunto caafimaad leh. Haddii maalintii oo dhan joogeysid, waa in aad q
- Sug inta ganbaleelku ka dhacaayo
- Marka ganbaleelku dhaco, safka la gal caruurta kale dugsiga bilawga Iridiisa, kuna sug inta macalinkaagu kuu imaanayo. Safka gal oo ku xigso qofka kaa horeeya.
- Macalinka ayaa kuu imaanaya kadibna dugsiga ayaad geleysaa.
- Salaan waalidkaa una sheeg in aad arki doonto markuu dugsiga kuu dhamaado maalinto kowad.
- Markaad joogto dugsiga dhexdiisa, mar walba xasuuso in aad codkaada hoos u dhigtid. Waxaa jira caruur badan dugsigaaga, mar rabsid in aad buuqdo.
- Marka aad dhex socoto marinka (hallway) dugsiga adoo u socoda Fasalkaada, ilaali gacmahaaga, mar walba fiiri hortaada. Ha ordin hana ku dheelin safka, Waxaa fiican in aad mar walba macalinkaada fiirisid.
- Markaad Fasalkaada ku jirtid, meel suro waxaad wadatay sida jaakadda, boorsada iwm.
- Macalinka wuxuu ku weydiisanayaa in aad fariisato roogga. Waa in aad dhegeysatid marka macalinku akhrinaayo sheekoyin ama uu kuu sheegaayo wixii aad samayn lahayd. Dugsigaaga waxaa ka buuxa waxyaalo fiican, cayaar, iyo waqti sheekoyin la sheego.
- Marka Dugsigu kuu dhamaado, isu diyaari in aad aaddo guriga. Ogow in aad gacan siisid macalinka oo aad la nadiifisid fasalka. Ka arruuri toyada si aad u isticmaasho maalinta xigta. Alaabtaada oo dhan soo qaado.
- Hadda waa waqtigii aad aadi lahayd guriga. Waalidkaa ayaa bannaanka kugu sugaaya.



**Maalinti iskuulka iigu horeysey aad ey u fiicneyd.**

# Kindergarten Language Expectation

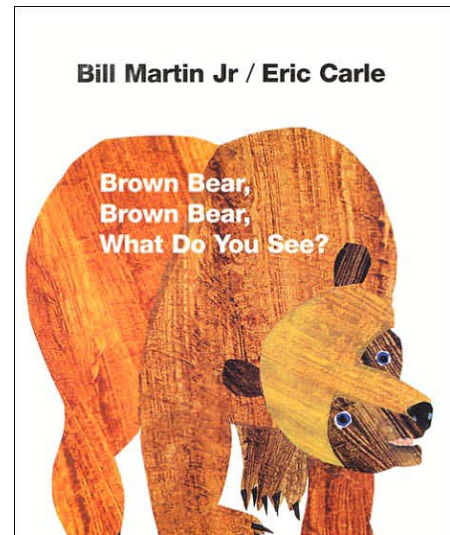
Your child will be able to:

Use language patterns and sound patterns to identify words and predict the next word.

## Activity: Brown Bear, Brown Bear

Instructions:

1. Borrow the book Brown Bear, Brown Bear by Bill Martin Jr. from your local library. Ask your child to look at the picture on the cover and have your child predict what the book will be about, based on what they see.
2. Before you read the story, turn each page and have your child name the animals and colours.
3. Read the book together with your child.
4. Colour the animals in this booklet.
5. Say the names of each animal. What sound does each animal make?
6. Have your child draw a picture to end the story.



## Dugsiga Bilawga luqadaha laga filaayo

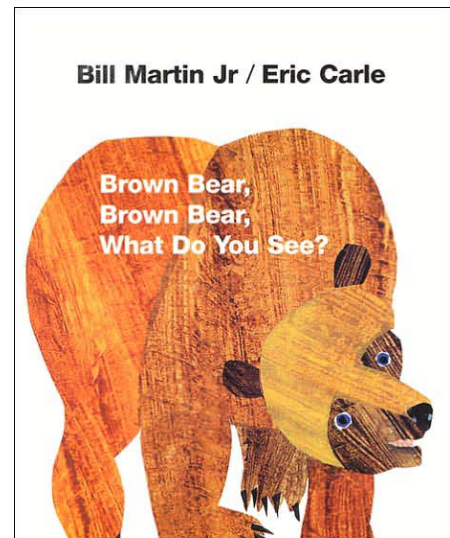
Ilmahaagu wuxuu awoodayaa:


Inuu isticmaalo luqada iyo inuu garto dhawaaqa erayga, wuxuuna khiyaasi karaa ereyga ku xiga.

### Waxqabadka: Brown Bear, Brown Bear

Tilmaamo:

1. Ka amaaho maktabadda, buuga Brown Bear, Brown Bear uu khorey Bill Martin Jr. Weydii cunugaagu inuu fiiriyo sawirka buuga dushiisa ku yaalla si uu u qiyaaso waxa buuggu ku saabsan yahay iyadoo saldhig looga dhigayo waxa dushiisa lagu arkay.
2. Ka hor intaadan la akhrin sheekada, soo rogbog kasta cunuggaaguna ha sheego magacyada xayawaanada iyo midabbada.
3. La akhri buugga cunuggaaga
4. Midabee xayawaanada buuga ku yaala.
5. Ku dhawaaq magacyada xayawaanada. Dhawaaqee ayey sameeyaan?
6. Cunuggaagu ha sawiro sawirka dhawaaqee dhammaadka sheekada.






A brown bear  
Ciid oorso



A red bird  
Shimbir Guduud



A yellow duck  
Boola Boolo huruud ah



A blue horse  
Fara Buluug




A green frog  
Rah doog ah




A purple cat  
Mukulaal Buluug / madow  
isugu jirta



A white dog  
Ey cad




A black sheep  
Ido Madow



A goldfish  
Kaluun / malay Dahab

# Draw a picture of your favourite animal

dhawaaqee





## Parent Tips / Bakhshiishka Waalidka bixiyo

- Discuss the events of the story with your child  
Kala sheekeyso cunugaaga dhacdooyinka sheekada
- What happens first in the story?  
Marka hore maxaa ka dhacay sheekada
- What happens next in the story?  
Maxaa ku xigey oo ka dhacay sheekada
- What happens last in the story?  
Waxa ugu dambeeyey oo ka dhacay sheekada
- Encourage your child to find household objects or toys and name their colours.  
Ku dhiiri geli cunugaaga inuu raadsho alaabooyinka guriga oo uu sheego midabkooda.

### **Children who are read to are more likely to love books and to be good reader.**

Caruurta buugagta loo akhriyo waxay jeclaadan buugagta, waxayna noqdaan akhristeyaal fiican.

Chicka Chicka Boom Boom  
by Bill Martin Jr.

I Went Walking  
by Sue Williams

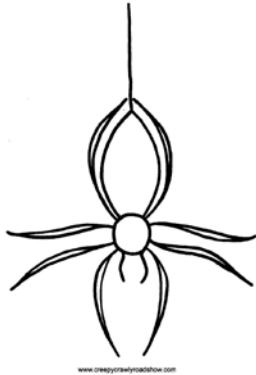
Polar Bear, Polar bear, What Do You Hear?  
by Bill Martin Jr.

Up, Up DownBy Robert Munch

Very Hungry Caterpillar By Eric Carle



## The Itsy, Bitsy Spider



The itsy, bitsy spider  
climbed up the waterspout.


Down came the rain  
and washed the spider out.

Out came the sun  
and dried up all the rain.

And the itsy, bitsy spider  
climbed up the spout again.

## Caaran-Caaro yar yar

Itsy, Bitsy Caaro  
Itsy, Bitsy Caaro  
Waxay kortaa Tuubada biyo shubka guriga  
Waxay la soo degtaa roobka  
Robkuna waa soo dhaqaa Caarada  
Qoraxdaa soo baxda oo qallajisa roobkii.  
Caaradii waxay kortaa biyo shubka mar kale.





# Kindergarten Mathematics Expectation

## Dugsiga Bilawga xisaabaha laga filaayo

Your child will be able to identify and create simple patterns.

Cunugaagu wuxuu awaoodayaa inuu kala garto uuna alifo naqshado fudud oo midabbo ah.

### Activity – The Three Billy Goats Gruff

#### Waxqabadka: Saddexda Ari Gruff

Instructions:

Tilmaamo:

1. Read and enjoy the story with your child.  
La akhri sheekada cunuggaaga.
2. Cut out the finger puppets and dramatize the story with your child.  
Ka jar farta boonbalaha oo tusi sheekada cunuggaaga.
3. Cut out the Three Billy Goats pictures, and the three pictures of the Troll.  
Soo goo sawirada Saddexda Ari iyo kuna hees saddexda sawir.
4. Arrange the pictures in a pattern: Troll, Goat, Troll, Goat, Troll, Goat. This is called patterning.  
Isku toosi sawirada naqshadood: ku hess Ariga, ku hees Ariga. Tanwaxa lagu magacaaba naqshadeyn.



Materials:

Alaabooyin:

Scissors: Manqasyo

Crayons: Qalimaan Midabbo leh

Tape for Finger Puppets: Koollee farta boonbolaha

Read and enjoy the story with your child

### **The Three Billy Goats Gruff**

Once upon a time there were three Billy Goats. They lived in a valley and the name of all three Billy Goats was "Gruff". There was very little grass in the valley and the three Billy Goats were hungry. They decided to go up the hillside to a rich meadow full of grass and wildflowers where they could eat and get fat. But on the way to the meadow was a bridge over a stream. Under the bridge lived a Troll who was very mean and very ugly.

First the youngest Billy Goat Gruff decided to cross the bridge. "Trip, Trap, Trip, Trap!" went the bridge. "Who's that tripping over my bridge?" yelled the Troll. "It is I, the little Billy Goat Gruff," said the little Billy Goat in a very tiny voice. "I'm going to the meadow to make myself fat." "No, you're not," said the Troll, "for I'm going to gobble you up!" "Oh, please don't eat me, I'm much too little. Wait till the second Billy Goat Gruff comes along. He's much bigger," said the Billy Goat. "Well then, be off with you," said the Troll.

Next, the middle Billy Goat Gruff decided to cross the bridge. "Trip, Trap, Trip, Trap!" went the bridge. "Who's that tripping over my bridge?" yelled the Troll. "It is I, the middle Billy Goat Gruff," said the Billy Goat in a louder voice. "I'm going to the meadow to make myself fat." "No, you're not," said the Troll, "for I'm going to gobble you up!" "Oh, please don't eat me. Wait till the third Billy Goat Gruff comes along. He's much bigger," said the Billy Goat. "Well then, be off with you," said the Troll.

Next the big Billy Goat Gruff started over the bridge. "TRIP, TRAP, TRIP, TRAP!" went the bridge. "Who's that tramping over my bridge?" yelled the Troll. "It is I, the big Billy Goat Gruff," said the Billy Goat in a voice as loud as the Troll's. "Now I'm coming to gobble you up!" roared the Troll. "Well let's see you try," said the big Billy Goat Gruff. "I'm very big and very strong."

So up climbed the mean, ugly Troll, and the big Billy Goat Gruff butted him with his horns and pushed him off the bridge. The Troll was never seen again.

Then the big Billy Goat Gruff went up to the meadow to join his brothers. Together they got so fat that they could hardly walk home again.

The END

Based on the Three Bill Goats Gruff by Paul Galdone

La akhri sheekada cunuggaaga:

### **Saddexda Ari Gruff**

Waa'waxaa jirey saddex Ari.

Waxay ku noolaayeen dooxo saddex ari laga magacaabo, "Gruff".

Dooxadaasi ma lahayn caws ku filan, Ariguaad buu u baahnaa.

Waxay go'aansadeen inay buurta korkeeda koraan meesha u ka buuxu caws aan weli la daaqin iyo ubaxduureed si ay ugu cayilaan. Laakiin meeshaas waxaa ka sokeeyey kaabad webi hoosta ka maro. Kaabadda hoosteeda waxaa ku noolaa WALAX fool xun oo dabci qallafsan.

Ariga kii ugu yaraa ayaa go'aansaday inuu Kaabadda ka gudbo. Safar, shirqool, safar shirqool, Kaabaddii ayuu aaday. Waa kee kan kaabaddeyda maraaya? Walaxdii ayaa ku qaylisay. Waa aniga, kii Ariga reer Billy ugu yaraa, ayuu yiri Arigii iyadoo codkiisu aad u yar yahay. Waxaan u socdaa in aan soo daaqo seeraha si aan aad ugu naaxo. Maya ma yeeleysid ayey Walaxdii tiri, waxaan doonayaa in aan ku qabsado! Oh, fadlan ha I cunin, aad baan u yarahay. Sug ilaa Ariga labaad ka yimaado. Waa weyn yahay, waxaa yiri Arigii yaraa. Waa hagaag iska tag, ayey tiri Walaxdii.

Waxaa ku xigay Ariga labaad oo dhexda ayaa go'aansaday inuu gudbo Kaabadda. "safar shirqool, safar shirqool", wuxuu aaday Kaabadda.

"Yaa kaabadda maraaya" ayuu ku qayliyey WALAXDII. Arigii, waa aniga. "Waxaan u socdaa meesha cawska leh si aan u soo cayilo."

"Maya, ma aadaysid" ayey tiri Walaxdiii. "Aniga ayaa ku cunaya"! Oh, fadllan ha I cunin. Sug inta kan saddexaad ka imaanaayo. Aad ayuu u weyn yahay ayuu yiri Arigii dhexe. Waa hagaag, iska tag ayey tiri Walaxdii.

Waxaa markii ugu dambeysay go'aansaday inuu Kaabadda gudbo Arigii weynaa. "safar shirqool, safar shirqool," wuxuu aaday kaabadda. "Yaa kaabadda ku socda" ayey ku qaylisay Walaxdii. Waa aniga, Arigii qallafsanaa oo weynaa, ayuu cod weyn ku yiri Arigii. Hadda waan kuu imaanayaa in aan ku cuno ayey walaxdii ku tiri qallafsan oo xun. Waa hagaag, bal isku day ayuu yiri Arigii weynaa. Aad ayaan u weynahay, waana xoogganahay. Walaxdii way soo kortay kaabaddii, waxayna iska horyimaadeen Arigii weynaa oo ku dhufatay geesihis oo ka tuuray kaabadda. Walaxdii mar kale lama arkin.

Markaas Arigii weynaa wuxuu aaday meeshii daaqa lahayd wuxuuna ku biiray saaxiibadii. Iyagu aad bay u cayileeen, waxaana dhib ku ahaa inay gurigooda soo aadaan mar kale.

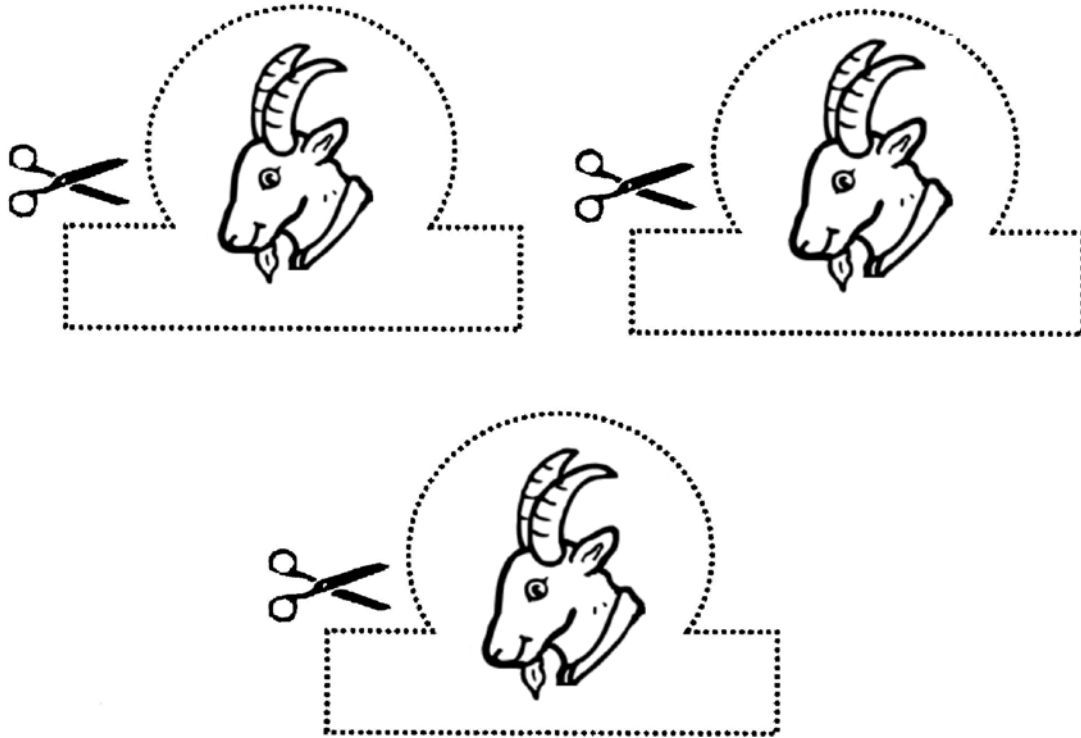
The End.  
Dhammaad

Sida waafaqsan saddexda Ari Gruff oo uu qoray Paul Galdone



Cut out the finger puppets and dramatize the story with your child.


Boonbolaha ka jar farta ee sheeko u same cunuggaaga.





Cut out the three pictures of the goats, and the three pictures of the Troll.

Jar saddex sawir oo Ari ah iyo saddex sawir oo Jinni ah



Arrange the pictures in a pattern: Goat, Troll, Goat, Troll, Goat, Troll, This is called Patterning.

Isku aadi sawirrada: Ari, jinni, Ari, jinni, Ari, jinni. Tan waxaa lagu magacaabaa isku toosan.







## Parent – Tips / Bakhshiishka Waalidku bixiyo

Discuss the events of the story with your child.  
Kala sheekeyso cunugaaga dhacdooyinka sheekada


What happens first in the story?  
Markii hore maxaa ka dhacay sheekada

What happens next in the story?  
Markii xigay maxaa ka dhacay sheekada

What happens last in the story?  
Markii ugu dambeeyey maxaa ka dhacay sheekada

Encourage your child to use household objects or toys to make other patterns: i.e. spoon, fork, spoon, fork or doll, truck, doll, truck, doll, truck.  
Ku dhiirri geli cunuggaagu inuu isticmaalo alaabooyinka guriga sida macalgaoyinka, fargeetooyinka iyo tooyada sida baabuurta.

***Children who are read to are more likely to love books and to be good readers.  
Caruurak buugagta loo akhriyo waxey jeclaadan buugagta, waxeyna ka helaan wax akhriska.***



## SURREY LIBRARIES:

**City Centre Library:** 604-598-7420  
10350 University Drive V3T 4B8

**Clayton Library:** 604-592-2727  
7155 187A Street V4N 6L9

**Cloverdale Library:** 604-598-7320  
5642 - 176A St. V3S 4G9

**Fleetwood Library:** 604-598-7340  
15996 - 84th Ave. V4N 0W1

**Guildford Library:** 604-598-7360  
15105 - 105th Ave. V3R 7G8

**Newton Library:** 604-598-7400  
13795 - 70th Ave. V3W 0E1

**Ocean Park Library:** 604-502-6304  
12854 - 17th Ave. V4A 1T5

**Port Kells Library:** 604-598-7440  
18885 - 88th Ave. V4N 3G5

**Semiahmoo Library:** 604-592-6900  
1815 - 152nd St. V4A 9Y9

**Strawberry Hill Library:** 604-501-5836  
7399-122nd St. V3W 5J2

**WEBSITE:** [www.surreylibraries.ca](http://www.surreylibraries.ca)